

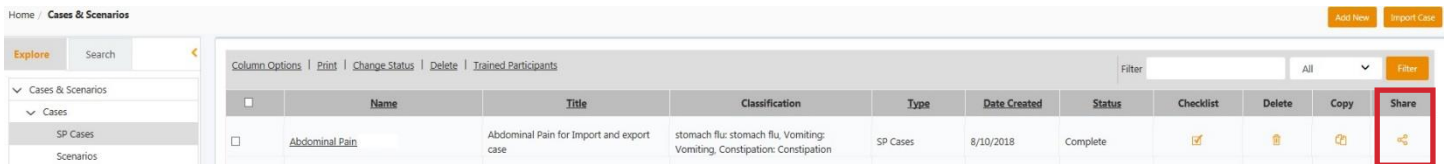
## Cloud Case/Scenario Sharing

Use Cloud Case/Scenario Sharing to:

- Share cases/scenarios you have created with other institutions.
- Import cases/scenarios that other institutions have shared.

**IMPORTANT!** Contact your EMS Customer Success Manager for more information.

### Sharing a Case or Scenario



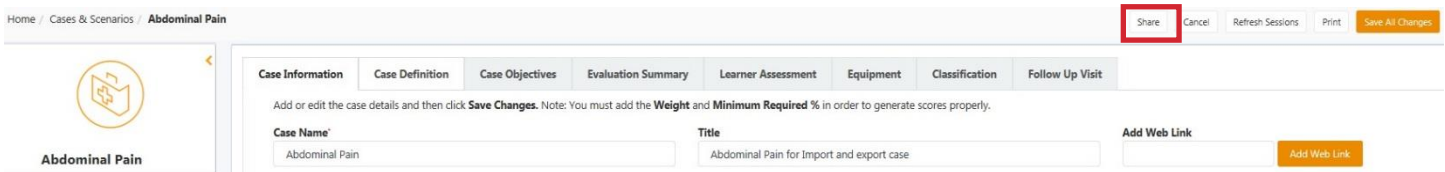
Home / Cases & Scenarios

Column Options | Print | Change Status | Delete | Trained Participants

Name	Title	Classification	Type	Date Created	Status	Checklist	Delete	Copy	Share
Abdominal Pain	Abdominal Pain for Import and export case	stomach flu; stomach flu; Vomiting; Vomiting; Constipation; Constipation	SP Cases	8/10/2018	Complete	<input checked="" type="checkbox"/>			

1. Click **Cases & Scenarios** and then click the **Share** icon next to the Case or Scenario you want to share. **Note:** You can only share cases/scenarios marked as **Complete**.

OR



Home / Cases & Scenarios / Abdominal Pain

Share | Cancel | Refresh Sessions | Print | Save All Changes

Case Information | Case Definition | Case Objectives | Evaluation Summary | Learner Assessment | Equipment | Classification | Follow Up Visit

Add or edit the case details and then click **Save Changes**. Note: You must add the **Weight** and **Minimum Required %** in order to generate scores properly.

Case Name: Abdominal Pain | Title: Abdominal Pain for Import and export case | Add Web Link: Add Web Link

Click the **Case** or **Scenario** name and then click **Share** at the top of the screen.

### Share Case/Scenario ✕

---

**Name** Abdominal Pain

**Description** Abdominal pain refers to discomfort in the space between the chest and pelvis. Most cases of abdominal pain are mild and have a variety of common causes, such as indigestion or muscle strain.

**Upload Case Image**

**Author Information** Saini, Ashok (EMS Institute)

**Classifications**

Primary	Secondary
stomach flu	stomach flu
Vomiting	Vomiting
Constipation	Constipation

3 record(s) found... 15  1

1. In the **Upload Case Image** field, click **Browse** to and select your institution logo or an image that visually defines the case or scenario.
2. Click **Upload**.
3. Click **Share**.

Home / Cases & Scenarios Add New Import Case

---

Column Options | Print | Change Status | Delete | Trained Participants
Filter  All

☐	Name	Title	Classification	Type	Date Created	Status	Checklist	Delete	Copy	Share
☐	Abdominal Pain	Abdominal Pain for Import and export case	stomach flu; stomach flu, Vomiting; Vomiting, Constipation; Constipation	SP Cases	8/10/2018	Complete	☑	🗑️	📄	🔗

**Note:** The Share icon is disabled after the case/scenario has been shared.

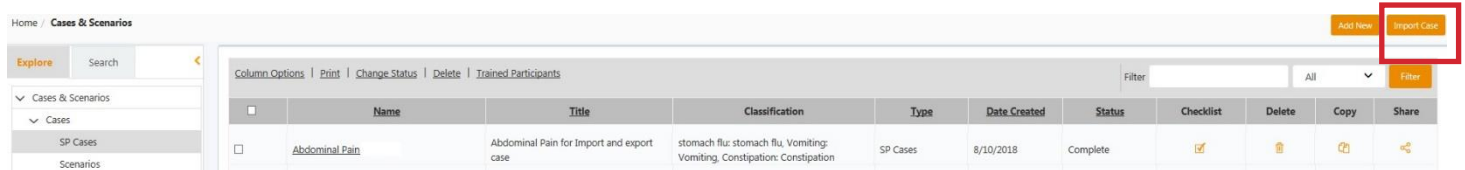
## Stop Sharing a Case

1. Click the **Case** or **Scenario** name you want to stop sharing.



2. Click **Unshare** at the top of the screen to stop sharing and remove the ability to import the case or scenario.

## Import a Case



Click Cases & Scenarios and then click **Import Case**.



Click the **Name** to preview the case/scenario. Click **Import** to import to Cases & Scenarios.

**Type**



SP Cases

Scenarios

**Keywords**

All ▼

Clear Search

Case Image	Name	Title	Type	Author	Shared Date	Import
	<a href="#">scenario</a>	28 june	Scenarios	administrator, administrator (EMS Institute)	10/11/2018 2:16:22 AM	<input type="button" value="Import"/>
	<a href="#">new case for sharing</a>	Test description for competency	SPCases	N, Vivek (EMS Institute)	9/21/2018 4:55:27 AM	<input type="button" value="Import"/>

<b>Search</b>	Select SP Cases or Scenarios or search by keywords to narrow your search.
<b>Preview Case</b>	Click the <b>Name</b> of the case or scenario to preview it.
<b>Import</b>	Click <b>Import</b> to add to Cases & Scenarios. <b>Note:</b> Only one case or scenario can be imported at a time.

<input type="checkbox"/>	<a href="#">new case for sharing</a>	Test description for competency	stomach flu: stomach flu, Vomiting: Vomiting	SP Cases	8/17/2018	Complete				
<input type="checkbox"/>	<a href="#">new case for sharing Import 1</a>	Test description for competency		SP Cases	8/17/2018	Complete				

## IMPORTANT!

<b>Case Name</b>	<b>Import 1</b> will be added to the end of the case/scenario name if the imported case/scenario has the same name as an existing case/scenario.
<b>Categories</b>	<p>Categories (created in the Items Library) organize the assessment checklist questions, define the response types, and the scoring options.</p> <p>When a case is imported:</p> <ul style="list-style-type: none"> <li>• If the Category exists in Enterprise, then the existing Response Type/Response Choices in Enterprise will be used.</li> <li>• If the Category does NOT exist in Enterprise, then the Response Type/Response Choices from the imported case will be used.</li> </ul>