

Data Export

My Reports

Published Reports







> Report Types

Data Export

Select Report Filters

Filter Name Save Filter As

Advanced Filters

| Type | Value | Delete |
|---------------------------------------|--|---|
| Organization Unit | EMS Institute >> College of Medicine; | |
| Session Name | International Session; |  |
| Session Dates | All | |
| Sessions | 11/16/2017 10:00 AM; |  |
| Cases & Scenarios | Orange Chronic Indigestion; |  |
| Evaluation Types | Performance Assessment; Post Encounter; |  |
| Category Groups | All | |
| Competencies | All | |
| Categories | POST ENCOUNTER; Medical History; Communication Skills; |  |
| Evaluator | All | |
| Learner Group | All | |
| Graduation Year | Undefined; |  |
| Learner | All | |
| Score Type | Session; | |

Export Score
Show Data

1. Select your Search filters:

- Click the **Export Score** button to generate scores when there are more than 500 records, or to bypass displaying the data in the Data Grid below and go directly to the Export Score window.

OR

- Click the **Show Data** button to display the results in the Data Grid at the bottom of the page.

Export Scores

Export Scores ✕

To Export Scores to Excel, please select the Format Type, Style and the Fields & Columns to export the data to then click the Export button

Format Type

Case/Scenario Scores ▼

Style

Format 1 ▼

Preview Style

Select Fields / Columns

- Check All
- Organization Unit
- Course
- Session
- Learner ID
- Learner Name
- Case/Scenario Name
- Score
- Result (Pass/Fail)

Export

Export Scores ✕

To Export Scores to Excel, please select the Format Type, Style and the Fields & Columns to export the data to then click the Export button

Format Type

Case/Scenario Scores

Question Scores

Session Scores

Category Scores

Default Format

Case/Scenario Scores

Category Group

Learner Name
 Case/Scenario Name
 Score
 Result (Pass/Fail)

Export

Customize the file by selecting the **Format Type** and the **Style** from the drop-down lists. Click **Preview Style** to view your output in accordance with your selections.

The following table lists the Export Scores fields by format type:

| Format Type | Format Numbers Available | Fields/Columns |
|-----------------|--------------------------|---------------------|
| Question Scores | Format 1 | Case/Scenario Name |
| | | Category Group Name |
| | | Category Name |
| | | Percent Score |
| | | Competency Name |
| | | Course |

| Format Type | Format Numbers Available | Fields/Columns |
|-------------|--------------------------|---------------------|
| | | Evaluator Name |
| | | Learner ID |
| | | Learner Name |
| | | Organization Unit |
| | | Question Text |
| | | Response |
| | | Score |
| | | Session |
| | | Max Score |
| | | Case/Scenario Name |
| | | |
| | Format 2/Format 3 | Case/Scenario Name |
| | | Category Group Name |
| | | Category Name |
| | | Competency Name |
| | | Course |
| | | Evaluator Name |
| | | Learner ID |
| | | Learner Name |
| | | Organization Unit |
| | | Response |
| | | Score |
| | | Session |
| | | |

| Format Type | Format Numbers Available | Fields/Columns |
|-------------|--------------------------|---------------------|
| | Format 4 | Course |
| | | Evaluator Name |
| | | Learner ID |
| | | Learner Name |
| | | Organization Unit |
| | | Score |
| | | Percent Score |
| | | Session |
| | | |
| | Format 5 | Case/Scenario Name |
| | | Category Group Name |
| | | Category Name |
| | | Competency Name |
| | | Course |
| | | Evaluator Name |
| | | Learner ID |
| | | Organization Unit |
| | | Question Text |
| | | Response |
| | | Session |
| | | |
| | Format 6 | Category Group Name |
| | | Category Name |
| | | Competency Name |

| Format Type | Format Numbers Available | Fields/Columns |
|----------------|--------------------------|-------------------------------|
| | | Course |
| | | Evaluator Name |
| | | Learner ID |
| | | Organization Unit |
| | | Question Text |
| | | Response |
| | | Session |
| | | |
| | Format 7 | Session |
| | | Course |
| | | Evaluator Name |
| | | Learner ID |
| | | Learner Name |
| | | Organization Unit |
| | | Score |
| | | Mas Score |
| | | Total Score |
| | | Total Max Score |
| | | |
| Session Scores | Formats 1 and 2 | Case/Scenario Collection Name |
| | | Course |
| | | Learner ID |
| | | Learner Name |

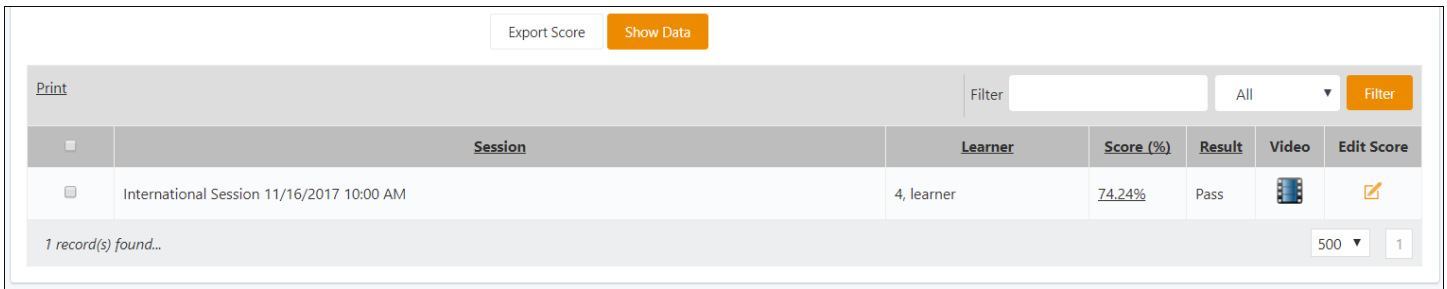
| Format Type | Format Numbers Available | Fields/Columns |
|------------------|--------------------------|--------------------|
| | | Organization Unit |
| | | Result (Pass/Fail) |
| | | Score |
| | | Session |
| | | |
| *Category Scores | Format 1 | Case/Scenario Name |
| | | Category Name |
| | | Percent Score |
| | | Course |
| | | Evaluator Name |
| | | Learner ID |
| | | Organization Unit |
| | | Result (Pass/Fail) |
| | | Score |
| | | Session |
| | | New Score |
| | | |
| | Format 2 | Case/Scenario Name |
| | | Category Name |
| | | Course |
| | | Learner ID |
| | | Learner Name |
| | | Organization Unit |
| | | Result (Pass/Fail) |



| Format Type | Format Numbers Available | Fields/Columns |
|----------------------|--------------------------|---------------------|
| | | Score |
| | | Session |
| | | |
| Default | Form | All fields |
| | | |
| Case/Scenario Scores | Formats 1 and 2 | Case/Scenario Name |
| | | Course |
| | | Learner ID |
| | | Learner Name |
| | | Organization Unit |
| | | Result (Pass/Fail) |
| | | Score |
| | | Session |
| | | |
| Category Group | Format 1 | Case/Scenario Name |
| | | Category Group Name |
| | | Course |
| | | Learner ID |
| | | Learner Name |
| | | Organization Unit |
| | | Score |
| | | Session |

*-Use this format to export raw scores.

Click the **Export** button after making your **Format Type** and **Style** selections. This exports the file to the Downloads folder on your PC.

Edit Score



| Export Score | | Show Data | | | | |
|--------------------------|---|------------|-----------|--------|---|---|
| Print | | Filter | All | Filter | | |
| <input type="checkbox"/> | Session | Learner | Score (%) | Result | Video | Edit Score |
| <input type="checkbox"/> | International Session 11/16/2017 10:00 AM | 4, learner | 74.24% | Pass |  |  |

1 record(s) found... 500 1

The **Edit Score** icon appears at the end of a row of data (shown above). Click the checkbox to select a row of data and then click the **Edit Score** icon.

Edit Score ✕

To modify the generated score, enter the New Score, select Pass or Fail, add comments (if applicable) and then click **Save** to update the score.

Learner 4, learner

Session International Session 11/16/2017 10:00 AM

New Score

Current Score 74.24%

Pass/Fail

Current Result Pass

Comments

Save

Make any scoring changes, select pass or fail criteria, or enter comments as desired. Click **Save** to retain all updates.