

Video Feeds

Download and Burn a Video to a DVD (where available)

General Information | Bookmark | Access | **Video Feeds**

To view video recordings, search by keyword and then click Search. Click Upload to upload video or click Download from DVR to download video. Click View to view the Clip Life Cycle window. Click Download to download the video.

Print | Delete

Filter All

<input type="checkbox"/>	Name	Date Time	Clip Life Cycle	Download	Delete
<input type="checkbox"/>	4220 3GP CAM 01	11/8/2017 2:13:44 PM	Recorded. Downloaded. Converted	SimIQ Format Web Format	

1 record(s) found...

Click **Video > Playback > select video > Video Feeds.**

1. Click the checkboxes next to the videos you want to download.
2. Click the **Download** link
3. Click the arrow next to Save and select **Save As** (as follows).

Do you want to open or save 11282012061421.264 from 172.16.1.51?

4. Specify a name and location to save your file.
5. Use your computer's DVD burning software to continue with the burning process.

Download from DVR (where available)

General Information
Bookmark
Access
Video Feeds


To view video recordings, search by keyword and then click Search. Click Upload to upload video or click Download from DVR to download video. Click View to view the Clip Life Cycle window. Click Download to download the video.

Print | Delete

Filter

All
▼
Filter

Download From DVR
Upload

<input type="checkbox"/>	<u>Name</u>	<u>Date Time</u>	<u>Clip Life Cycle</u>	<u>Download</u>	<u>Delete</u>
<input type="checkbox"/>	4220 3GP CAM 01	11/8/2017 2:13:44 PM	<u>Recorded.</u> <u>Downloaded.</u> <u>Converted</u>	<u>SimIQ</u> <u>Format Web</u> <u>Format</u>	

1 record(s) found...

1
▼
1

Click Download From DVR to include video from a DVR.

Download Video ×

To download video from the DVR, type a name to identify the video, select the camera, enter the clip start and end times, and then click Download.

Name*

Camera

Start Time

  hh:mm

End Time

  hh:mm

Name	Enter the name of the video.
Camera	Select a room camera to associate with the video.
Start Time	Select a date from the calendar icon; enter a start time and select AM or PM to designate when the downloaded clip is to begin.
End Time	Select a date from the calendar icon; enter an end time and select AM or PM to designate when the downloaded clip is to end.

Press to add the clip to the play list.

Viewing the Clip Life Cycle

General Information

Bookmark

Access


Video Feeds

To view video recordings, search by keyword and then click Search. Click Upload to upload video or click Download from DVR to download video. Click View to view the Clip Life Cycle window. Click Download to download the video.

[Print](#) | [Delete](#)

Filter All ▼ Filter

Download From DVR
Upload

<input type="checkbox"/>	<u>Name</u>	<u>Date Time</u>	<u>Clip Life Cycle</u>	<u>Download</u>	<u>Delete</u>
<input type="checkbox"/>	4220 3GP CAM 01	11/8/2017 2:13:44 PM	Recorded, Downloaded, Converted	SimIQ Format Web Format	

1 record(s) found...
1 ▼ 1

Click the link in the **Clip Lifecycle** column.

Clip Life Cycle ×

To view the real-time status for clip life cycle, see the Action column. To redo the desired action, click the Redo link. To requeue the clip, click the Redo All button.

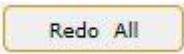
Name

4220 3GP CAM 01

Clip Cycle

Action	Redo
Downloaded	
HIK Playback Index Created	
Conversion Done	

Redo All

Click the **Redo** icon to redo the action for the video clip. To re-queue the clip including any uploaded video, click the  button.

Download

General Information

Bookmark

Access


Video Feeds

To view video recordings, search by keyword and then click Search. Click Upload to upload video or click Download from DVR to download video. Click View to view the Clip Life Cycle window. Click Download to download the video.

[Print](#) | [Delete](#)

Filter All ▼ Filter

Download From DVR
Upload

<input type="checkbox"/>	<u>Name</u>	<u>Date Time</u>	<u>Clip Life Cycle</u>	<u>Download</u>	<u>Delete</u>
<input type="checkbox"/>	4220 3GP CAM 01	11/8/2017 2:13:44 PM	Recorded. Downloaded. Converted	SimIQ Format Web Format	

1 record(s) found...
1 ▼ 1

Click the link in the **Download** column to view the queued video clip (select Open). Click the **Delete** icon to delete any entries from the play list.