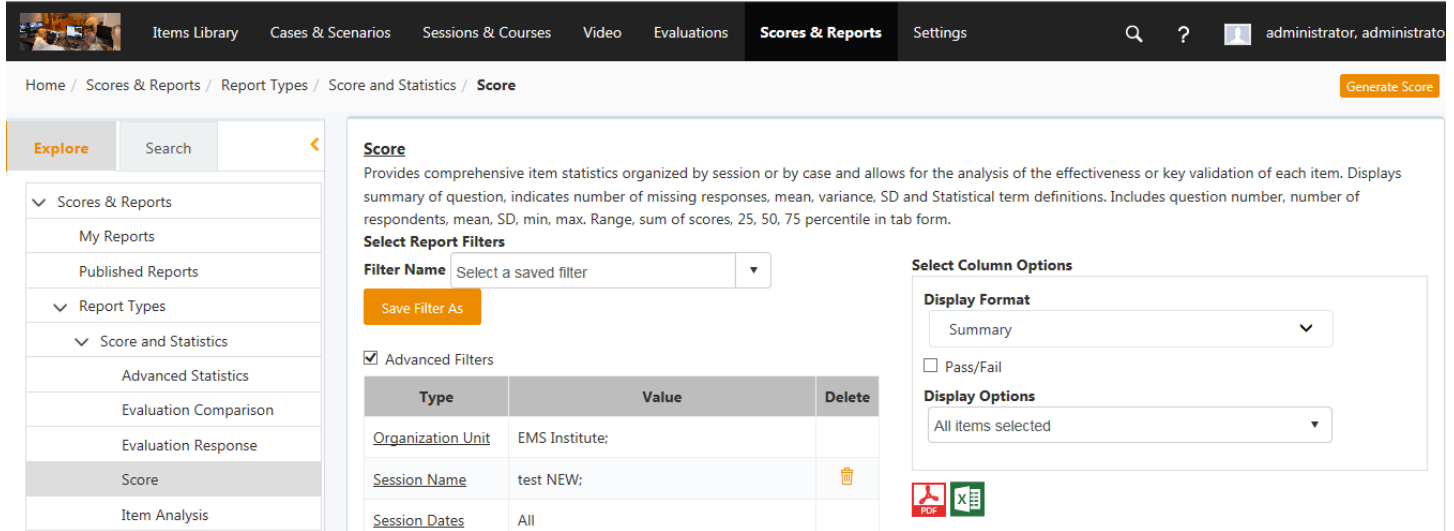


Generate Score



Score


Provides comprehensive item statistics organized by session or by case and allows for the analysis of the effectiveness or key validation of each item. Displays summary of question, indicates number of missing responses, mean, variance, SD and Statistical term definitions. Includes question number, number of respondents, mean, SD, min, max, Range, sum of scores, 25, 50, 75 percentile in tab form.

Select Report Filters

Filter Name: Select a saved filter

Save Filter As

Advanced Filters

Type	Value	Delete
Organization Unit	EMS Institute;	
Session Name	test NEW;	
Session Dates	All	


Select Column Options

Display Format: Summary

Pass/Fail

Display Options: All Items selected

PDF XLS

To generate scores, click the  button in the upper right corner of the **Score** reports screens activity page.

Report Data is based on the last date and time the system generated scores, which is indicated in the Report Data section. The date and time of the next scheduled calculation process (per the system parameters) is also indicated. To generate pending scores:

1. Click **Generate Score**. A message appears: "This may take a few minutes. Do you want to continue?"
2. Click **OK** to continue.