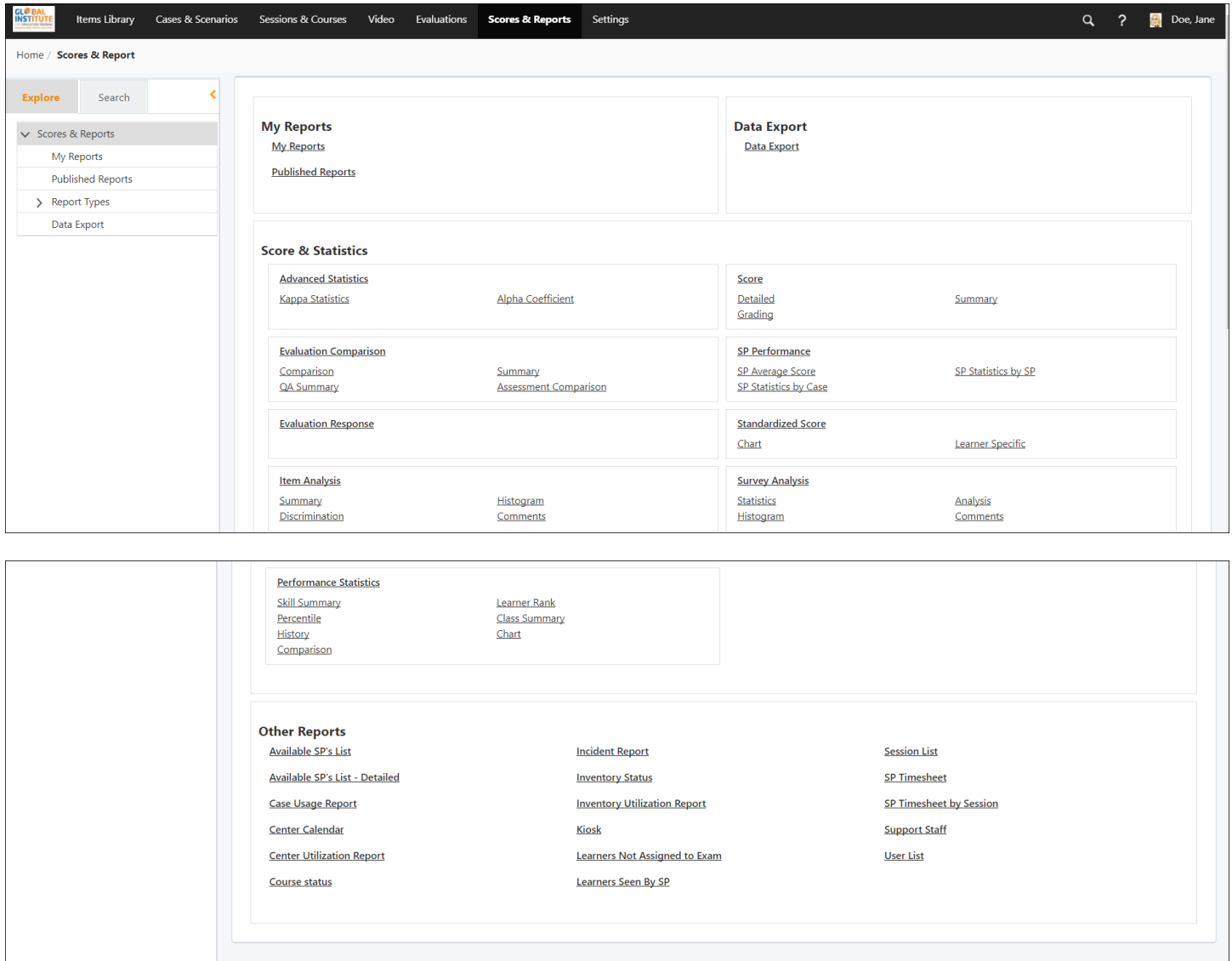


Scores & Reports Overview

The SIMULATIONiQ Scores and Reports module enables your Administrators, Educators or any customized role that has access to the Scores and Reports module, the ability to generate reports from evaluations, scores, performance, surveys, and center/inventory usage reports.

Reports can be generated in either .pdf or MS Excel formats, where all of the features of Excel can be used. Of course, data can only be generated based upon the amount of data entered into the system.

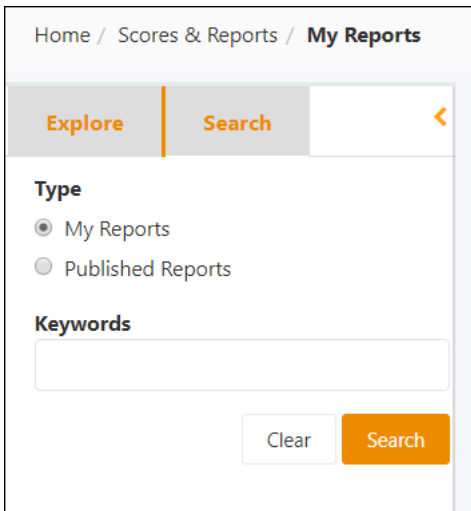
Generated reports can be printed, saved, and scheduled to be delivered to recipients. Report notifications appear in the Message section of the recipient's Dashboard.



The screenshot displays the SIMULATIONiQ Scores & Reports module interface. The top navigation bar includes 'Items Library', 'Cases & Scenarios', 'Sessions & Courses', 'Video', 'Evaluations', 'Scores & Reports', and 'Settings'. The user is logged in as 'Doe, Jane'. The main content area is organized into several sections:

- My Reports:** Includes links for 'My Reports' and 'Published Reports'.
- Data Export:** Includes a link for 'Data Export'.
- Score & Statistics:**
 - Advanced Statistics:** Includes 'Kappa Statistics' and 'Alpha Coefficient'.
 - Evaluation Comparison:** Includes 'Comparison', 'QA Summary', 'Summary', and 'Assessment Comparison'.
 - Evaluation Response:** Includes 'Standardized Score' and 'Learner Specific'.
 - Item Analysis:** Includes 'Summary', 'Discrimination', 'Histogram', and 'Comments'.
- Other Reports:**
 - Performance Statistics:** Includes 'Skill Summary', 'Percentile', 'History', 'Comparison', 'Learner Rank', 'Class Summary', and 'Chart'.
 - Available SP's List:** Includes 'Available SP's List - Detailed', 'Case Usage Report', 'Center Calendar', 'Center Utilization Report', and 'Course status'.
 - Inventory/Utilization:** Includes 'Inventory Status', 'Inventory Utilization Report', 'Kiosk', and 'Learners Not Assigned to Exam'.
 - Session/Support:** Includes 'Session List', 'SP Timesheet', 'SP Timesheet by Session', 'Support Staff', and 'User List'.
 - Other:** Includes 'Incident Report' and 'Learners Seen By SP'.

Search Tab



Home / Scores & Reports / My Reports

Explore | Search <

Type

My Reports

Published Reports

Keywords

Clear Search

Search from either the **My Reports** or **Published reports** reporting categories. Enter any keywords at the text field to narrow your search; you can also select Active or Expired reports by clicking the applicable checkbox. When you have finished populating your search criteria, click **Search** to populate the landing page grid.

Reporting Parameters

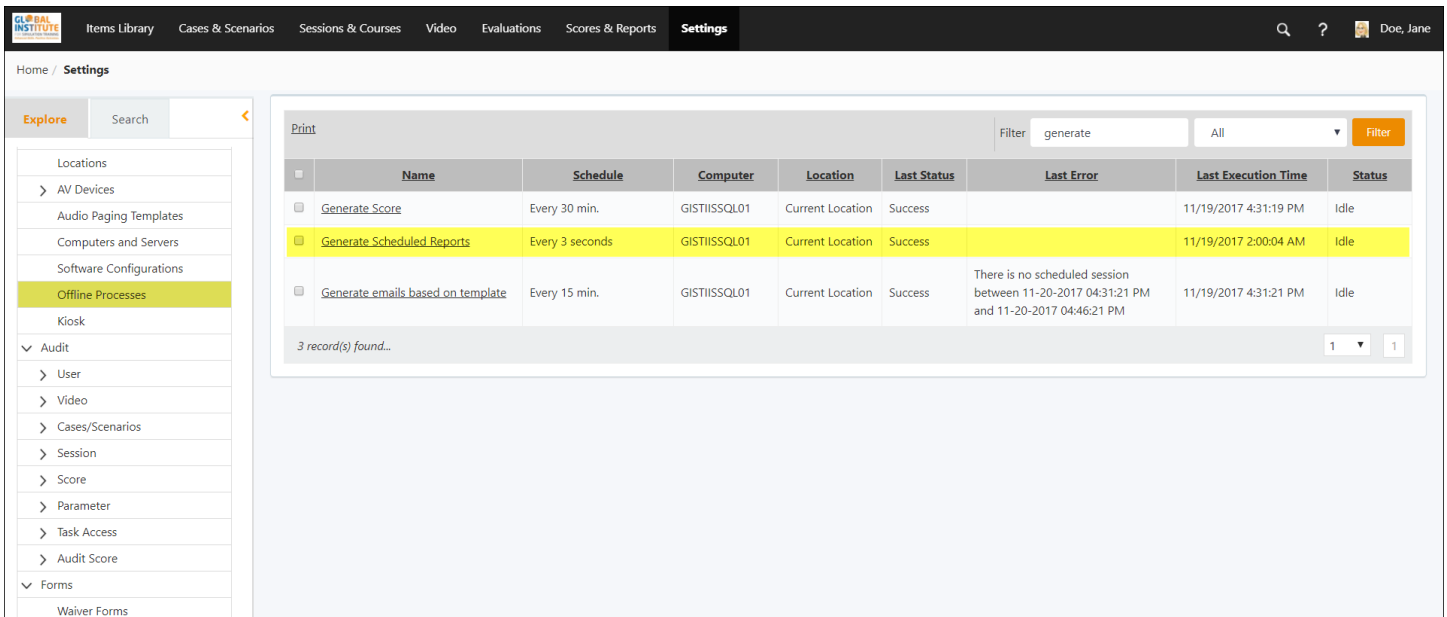
There are two parameters in SIMULATIONiQ Enterprise **Settings** pertaining to **Scores and Reports**; they are as follows:

- Calculate scores and statistics up to the number of decimals defined.
- Number of decimals to display in score and statistical reports. Valid values 0 to 2. Exception: 4 decimals for point-bi-serial, kappa and alpha reports.

These are defined by your EMS Support Administrator or your site administrator. For more information, please consult your Settings documentation.

Offline Processes (Reporting)

Before using SIMULATIONiQ Enterprise’s Scores and Reports functionality, your EMS Support Administrator or your site administrator should check Offline Processes in **Settings** to be sure that reporting services are functioning properly. The process that generates published reports appears below.



The screenshot shows the 'Settings' page with a sidebar menu on the left and a main content area. The sidebar menu includes 'Locations', 'AV Devices', 'Audio Paging Templates', 'Computers and Servers', 'Software Configurations', 'Offline Processes' (highlighted), 'Kiosk', 'Audit', 'User', 'Video', 'Cases/Scenarios', 'Session', 'Score', 'Parameter', 'Task Access', 'Audit Score', 'Forms', and 'Waiver Forms'. The main content area displays a table of Offline Processes with the following data:

Name	Schedule	Computer	Location	Last Status	Last Error	Last Execution Time	Status
Generate Score	Every 30 min.	GISTISSL01	Current Location	Success		11/19/2017 4:31:19 PM	Idle
Generate Scheduled Reports	Every 3 seconds	GISTISSL01	Current Location	Success		11/19/2017 2:00:04 AM	Idle
Generate emails based on template	Every 15 min.	GISTISSL01	Current Location	Success	There is no scheduled session between 11-20-2017 04:31:21 PM and 11-20-2017 04:46:21 PM	11/19/2017 4:31:21 PM	Idle

3 record(s) found...

These are defined by your EMS Support Administrator or your site administrator. For more information, please consult your Settings documentation. If the **Last Status** for this process does not show Success (the same way it appears in the grid), please contact EMS Client Support.